




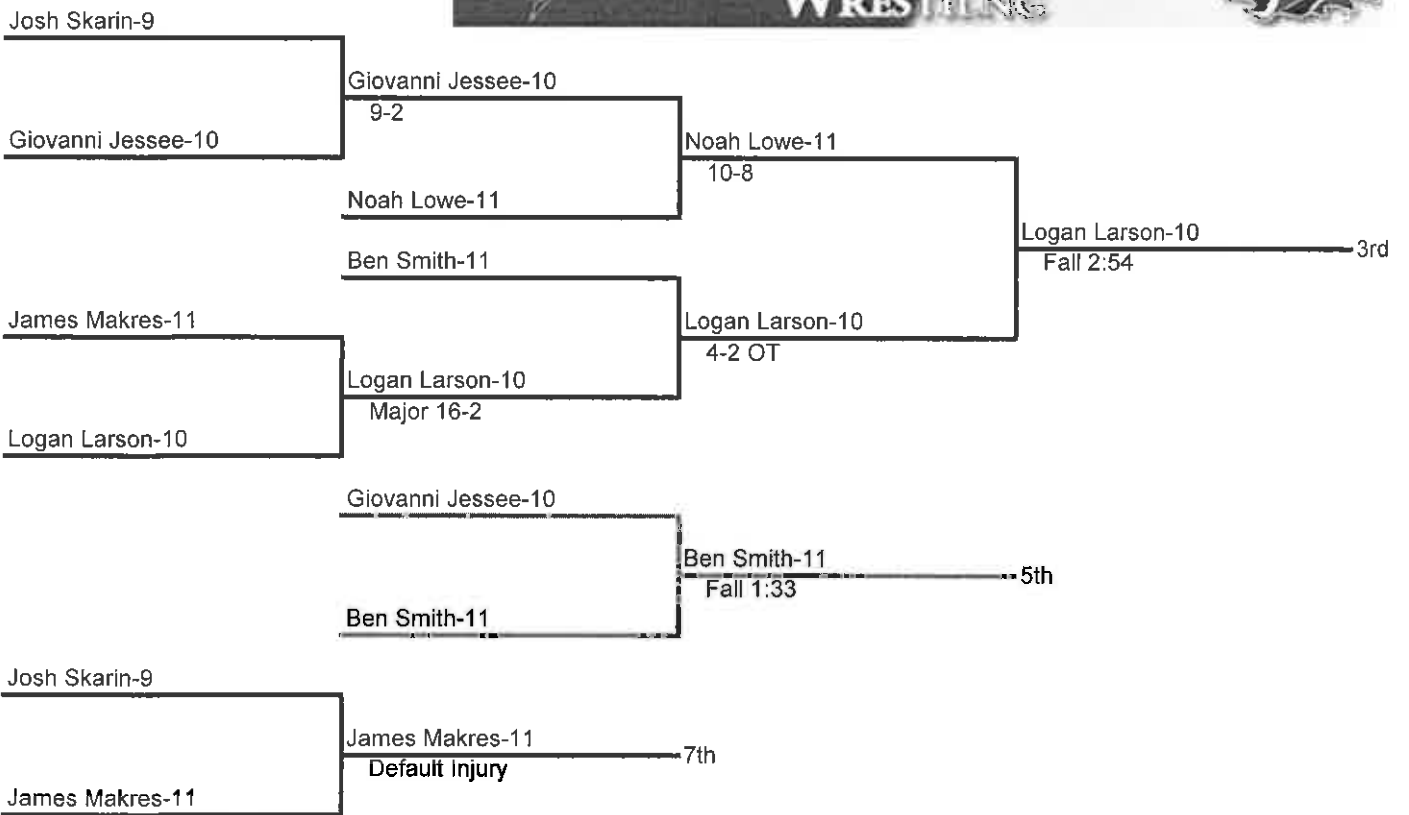
# 2013 Chaska/Chan Holiday Tournament Results











Chan/Chaska JV Tourney Round 1 132RR				
Round 1 (2-2-2)	Period 1	Period 2	Period 3	OT
Wesley Sanderson-11				
Buffalo				
Red				
Willie Rohweder-10				
Hopkins				
Green			Fall 4:36	

X \_\_\_\_\_

Chan/Chaska JV Tourney Round 2 132RR				
Round 2 (2-2-2)	Period 1	Period 2	Period 3	OT
Wesley Sanderson-11				
Buffalo				
Red				
Jason Lavon-11				
Mankato West				
Green			Fall 1:15	

X \_\_\_\_\_

Chan/Chaska JV Tourney Round 1 132RR				
Round 1 (2-2-2)	Period 1	Period 2	Period 3	OT
Jason Lavon-11				
Mankato West				
Red				
Alex Green -11				
Owatonna				
Green		Fall 2:41		

X \_\_\_\_\_

Chan/Chaska JV Tourney Round 2 132RR				
Round 2 (2-2-2)	Period 1	Period 2	Period 3	OT
Willie Rohweder-10				
Hopkins				
Red				
Alex Green -11				
Owatonna			Fall 2:36	
Green				

X \_\_\_\_\_

Chan/Chaska JV Tourney Round 3 132RR				
Round 3 (2-2-2)	Period 1	Period 2	Period 3	OT
Wesley Sanderson-11				
Buffalo				
Red				
Alex Green -11				
Owatonna				
Green			Fall 3:6	


X \_\_\_\_\_

Chan/Chaska JV Tourney Round 3 132RR				
Round 3 (2-2-2)	Period 1	Period 2	Period 3	OT
Willie Rohweder-10				
Hopkins				
Red				
Jason Lavon-11			Fall 5:19	
Mankato West				
Green				


X \_\_\_\_\_


- 1<sup>st</sup> Place Alex Green(Owatonna) 3-0 22 Points Earned
- 2<sup>nd</sup> Place Willie Rohweder (Hopkins) 2-1 16 Points Earned
- 3<sup>rd</sup> Place Jason Lavon (Mankato West) 1-2 11 Points Earned
- 4<sup>th</sup> Place Wesley Sanderson (Buffalo) 0-2 7 Points Earned







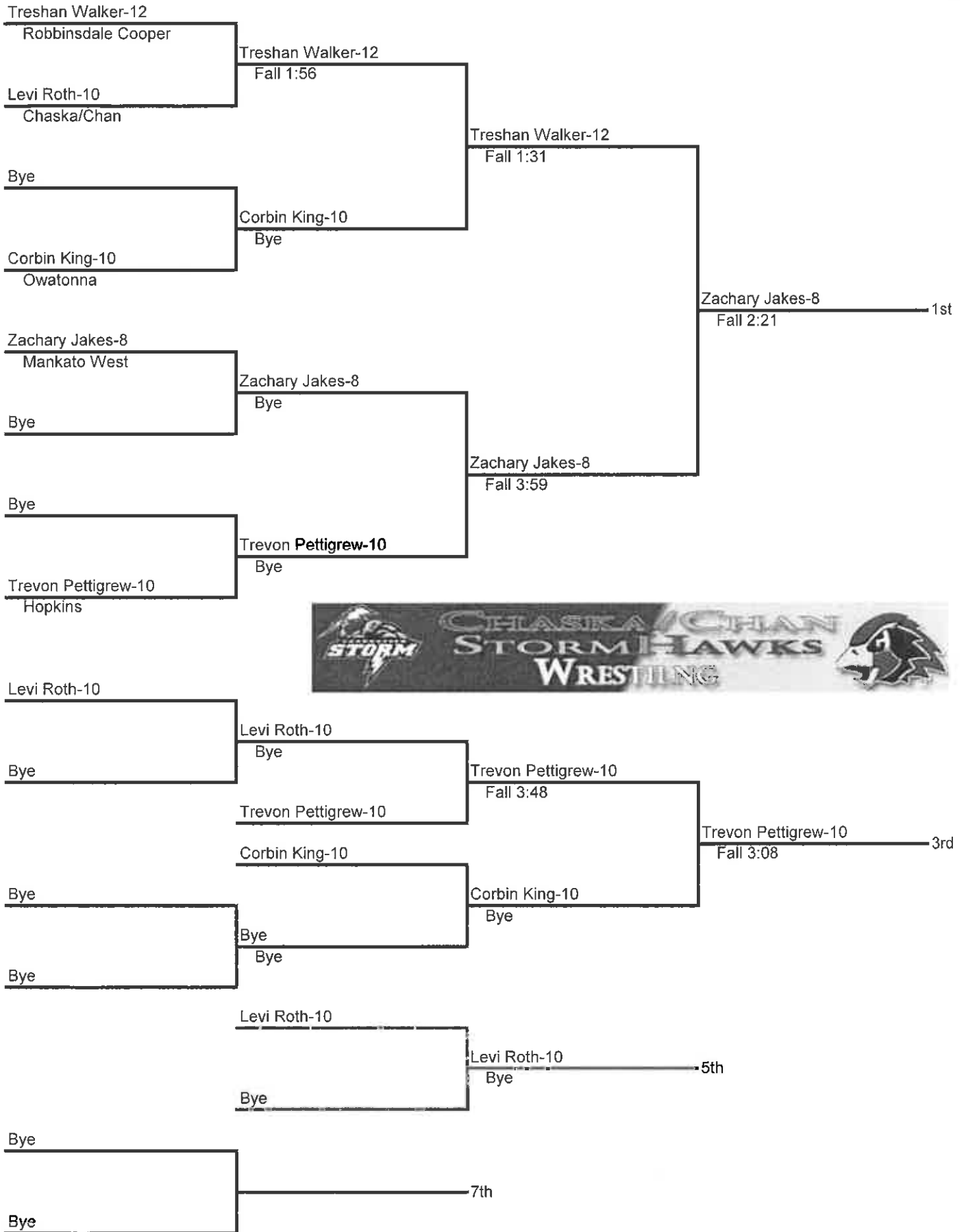
















0

School	Score
Owatonna	257
Chaska/Chan	172
Hopkins	167
Mankato West	133.5
Buffalo	126.5
Minnetonka	88
Champlin Park	76
Robbinsdale Cooper	58



# Chaska/Chan Holiday Tournament

2013

		Team Totals													
Buffalo		Charlie Desmarais-9	Josh Anderson	Caleb Drews-8	Josh Skarin-9	Wesley Sanders-11	Cole Schreiber-10	Jean Schreiber-12	Jacob Schreiber-8	Hunter Durand-11	Robert Sahfr-10	126.5			
Points Scored	16	20	11	1	7	13.5	11	8	25	8	14	14			
Place	2nd	2nd	4th	8th	4th	4th	5th	5th	1st	1st	4th	4th			
Champlin Park		Alex Davis-9	Louis Powell-7	Giovanni Jessee-10	Mich Johnson	Andrew Okuly-10	Jake Vandersteen-11	Brandon Sakkinen-11	Jon Danner-11	Tim Warren-10		76			
Points Scored	14	10	4	4	4	14	3	10	3	3	6th	6th			
Place	4th	4th	6th	6th	6th	3rd	3rd	4th	4th	6th	6th	6th			
Chaska/Chan		Jilee Gunvalson-8	Andre Berkland-10	Collin Olevson-9	Logan Larson-10	Sam Vance-12	Brendan Olevson-10	Isaac Boyum-11	Jonny Zanke-10	Andrew Hoffman-10	Levi Roth-10	172			
Points Scored	6	18	14	5	19	23	10	16	9	5	20	23			
Place	5th	5th	2nd	3rd	5th	2nd	1st	4th	3rd	6th	5th	1st			
Hopkins		Jesse Sattler-9	Nate Johnson-9	Willie Rohwerder-10	Jack Anderson-11	James Sumon-12	Ian Smith-10	Quinn Rohwerder-12	Oscar Ramirez-11	Devone Malone-9	Tevon Pettigrew-10	167			
Points Scored	14	22	24	16	18	2	16	3	7	14	10	18			
Place	3rd	1st	1st	2nd	2nd	6th	7th	2nd	6th	5th	4th	3rd			
Mankato West		Josh Block-8	Dustin Mueller-8	Charlie Dundas-11	Noah Lowe-11	Jason Laven-11	Tyler Kopp-10	Sam Schwartz-11	Evan Jakes-11	Jaeger Moser-10	Joseph Dahlgren-10	133.5			
Points Scored	3	3	13.5	12	11	6	17	2	11	24	14	16			
Place	6th	6th	3rd	4th	3rd	5th	3rd	7th	4th	1st	3rd	2nd			
Minnetonka		Logan Reminger-10	Matt Stramek-9	Jake McGann-10	James Agan-10	Grey Liedtke-11	James Agran-10	Bredove-11	Avery Garski-11	John Oermiller-10	Ross Hughes-12	88			
Points Scored	2	9	4	4	14	9	12	2	20	2	7	7			
Place	7th	5th	7th	3rd	3rd	4th	4th	7th	2nd	7th	5th	5th			
Owatonna		Payton Robb-8	Christan Schreff-9	Tanner Cole-9	Brandon Moen-9	Jake Woodrich-12	Wesluor Thuck-11	Tyler Vogt-12	Sorenson-12	Jathan Detmer-11	Logan King-12	257			
Points Scored	22	14	23.5	19	22	23.5	61	22	26	18	7	24			
Place	1st	3rd	2nd	1st	1st	1st	2nd	1st	1st	2nd	4th	1st			
Robbinsdale Cooper		Ahassan Bangura-10	Ben Smith-11	Blue Paterson-11	Chris Vargas-11	Jon Jansson-11	Michael Thoen-12	Treshan Walker-12	Great Ogborn-11			58			
Points Scored		3	6	5	5	8	10	20	3			3			
Place		6th	5th	6th	6th	5th	3rd	2nd	6th			6th			
Team Totals		106	113	120	126	132	138	145	152	160	170	182	195	220	285